



ABOVE AND BEYOND CUSTODYSM

MILLENNIUM TRUST ONLINE

Password Reset Instructions

PASSWORD RESET INSTRUCTIONS

You are able to reset your password online at any time.

1. Go to the Millennium Trust Online Secure Log On page
2. Click on “Private/Trusted” to access the password reset section.
3. Click on “here” if you’ve forgotten your password.

MT Millennium Trust Company

SECURE LOG ON

Select the type of computer you are using to Log On:

Private/Trusted (home or work) Public/Shared (hotels, airports, library or café)

Enter User Name:

Password:

[Click here if you've forgotten your password.](#)

[New User? Click here to Setup Online Access.](#)

[Log On](#)

CLIENT ACCOUNT INFORMATION IS PROTECTED. UNAUTHORIZED ACCESS IS PROHIBITED.

For your protection, we remember the computers you normally use to access your account. To log on using a Private/Trusted computer, the computer must be registered through the confirmation process. If you select Public/Shared, you will need to have previously set-up your public profile after successfully logging in through a Private/Trusted Computer.

We do not guarantee the accuracy of prices reflected nor do these prices represent levels at which securities can be bought or sold. Market prices and values for securities are obtained from sources believed to be reliable but are not guaranteed. Corporate actions and capital changes (such as stock splits, spin-offs, and exchanges) may also affect market values and may not be reflected at the time you are viewing portfolio information.

© 2010 INNOVEST SYSTEMS, LLC | ALL RIGHTS RESERVED

PASSWORD RESET INSTRUCTIONS

4. Enter your user name and email address and then click submit.

Millennium Trust Company

RESET PASSWORD

Please enter your user name and email address below and click submit to reset your password.

User name:

EMail:

Submit

© 2010 INNOVEST SYSTEMS, LLC | ALL RIGHTS RESERVED

Jane

5. A verification page appears to let you know that an email from clientnotice@mtrustcompany.com has been sent to your email with a temporary password. If you do not see the email in your inbox, please check your junk or spam mail folder.

Millennium Trust Company

RESET PASSWORD

A temporary password will be sent to your email address.

Please enter your user name and email address below and click submit to reset your password.

User name:

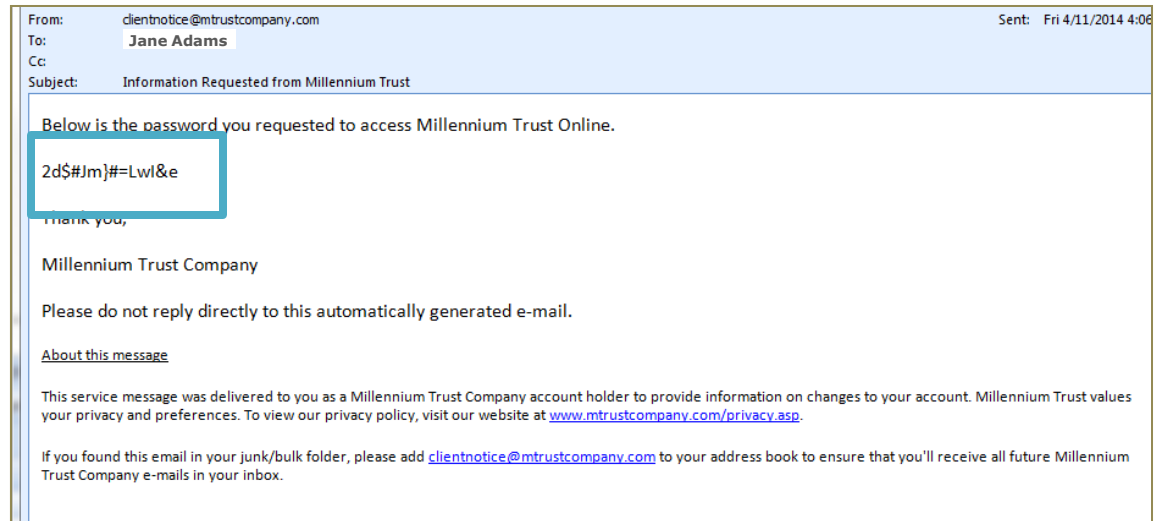
EMail:

Submit

© 2010 INNOVEST SYSTEMS, LLC | ALL RIGHTS RESERVED

PASSWORD RESET INSTRUCTIONS

6. The email you receive will contain the temporary password that you requested.



PASSWORD RESET INSTRUCTIONS

7. Go back to the Secure Log On page, select Private computer and re-enter the username and temporary password from the email.

M Millennium Trust Company

[Log On](#)

SECURE LOG ON

Select the type of computer you are using to Log On:

Private/Trusted (home or work) Public/Shared (hotels, airports, library or café)

Enter User Name:

Password:

[New User? Click here to Setup Online Access.](#)

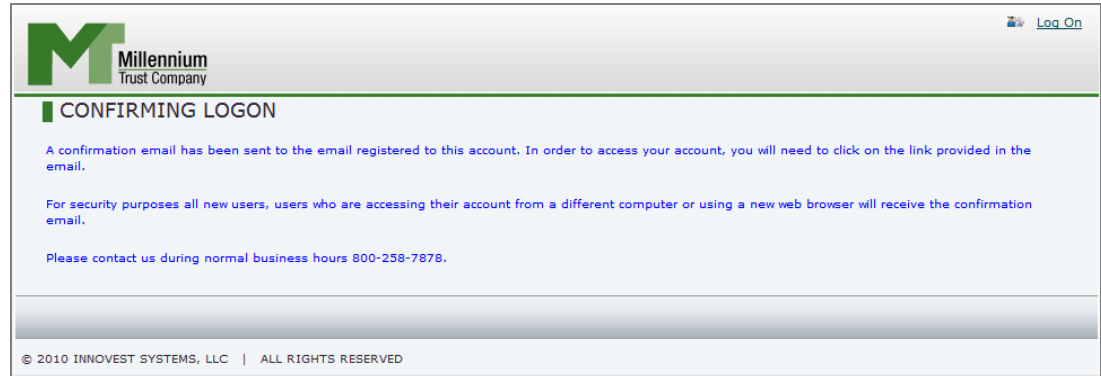
CLIENT ACCOUNT INFORMATION IS PROTECTED. UNAUTHORIZED ACCESS IS PROHIBITED.

For your protection, we remember the computers you normally use to access your account. To log on using a Private/Trusted computer, the computer must be registered through the confirmation process. If you select Public/Shared, you will need to have previously set-up your public profile after successfully logging in through a Private/Trusted Computer.

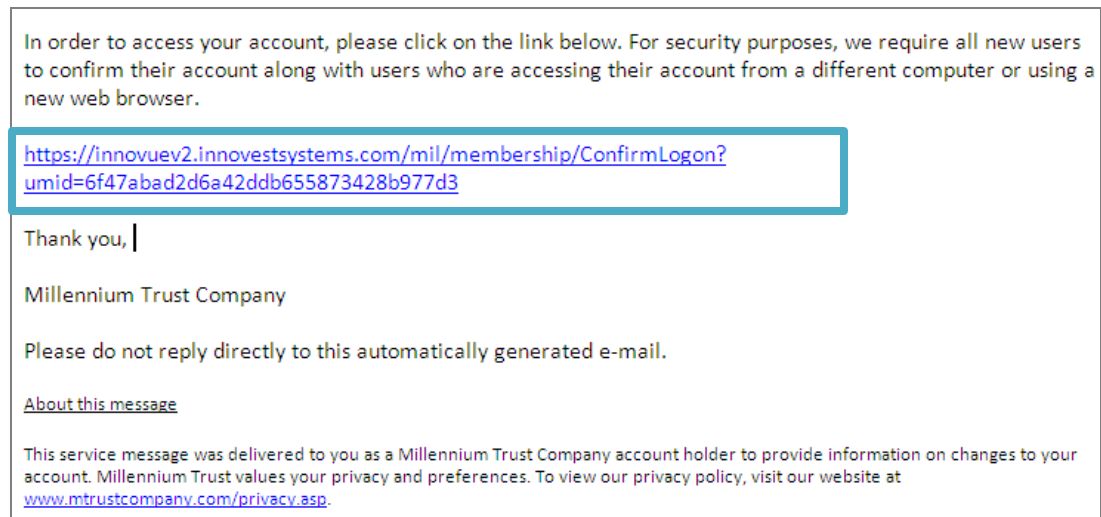
We do not guarantee the accuracy of prices reflected nor do these prices represent levels at which securities can be bought or sold. Market prices and values for securities are obtained from sources believed to be reliable but are not guaranteed. Corporate actions and capital changes (such as stock splits, spin-offs, and exchanges) may also affect market values and may not be reflected at the time you are viewing portfolio information.

PASSWORD RESET INSTRUCTIONS

8. A confirmation page will appear to let you know that an email has been sent to your email from clientnotice@mtrustcompany.com. If you do not see the email in your Inbox, please check your junk or spam mail folder.



9. After you receive the confirmation e-mail, click on the link provided. It is important that you do not proceed until you have completed this step.



PASSWORD RESET INSTRUCTIONS

10. You will be prompted to create a new password.

- Must be 8-20 characters
- Password must include one letter, number and symbol (e.g. afhtsf2\$)

→ Use new password going forward

→ It's recommended that you change your password every 30 days

The screenshot shows the 'CHANGE PASSWORD' form in the Millennium Trust Company user interface. The form is titled 'CHANGE PASSWORD' and includes a note: 'Password must be between 8-20 characters and contain a combination of letters, numbers and symbols.' The form contains three input fields: 'Current password', 'New password', and 'Confirm new password'. A blue box highlights the 'Account Information' section, which includes these three fields and a 'Submit' button. The top of the page features the Millennium Trust Company logo, navigation links for 'Portfolio' and 'Reporting', and a user greeting 'Welcome JAdams' with links for 'My Account', 'Contact Us', and 'Log Off'.

11. A verification page appears to confirm that your password has been changed successfully.

The screenshot shows the confirmation page after a password change. The page is titled 'CHANGE PASSWORD' and displays the message: 'Your password has been changed successfully.' The top of the page features the Millennium Trust Company logo, navigation links for 'Portfolio' and 'Reporting', and a user greeting 'Welcome JAdams' with links for 'My Account', 'Contact Us', and 'Log Off'. A blue box highlights the confirmation message.